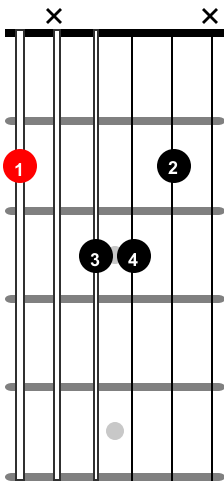


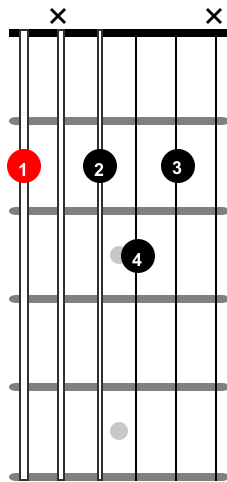
10 Moveable JAZZ Chords You MUST Know

Red Dots = Root Notes Numbers in Dots = Fingering X = Mute That String

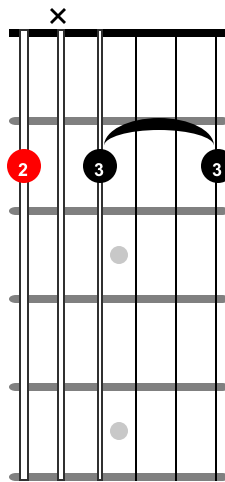
Major 7th



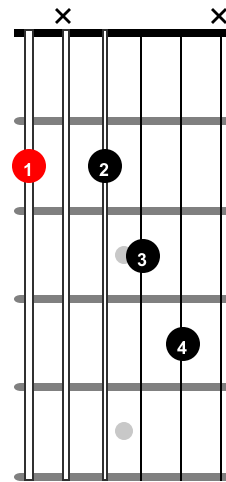
7th



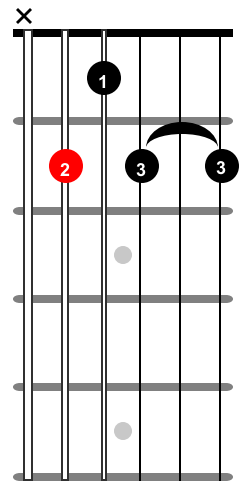
minor 7th



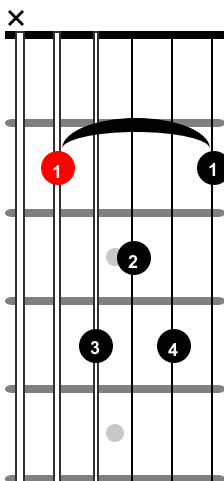
13th



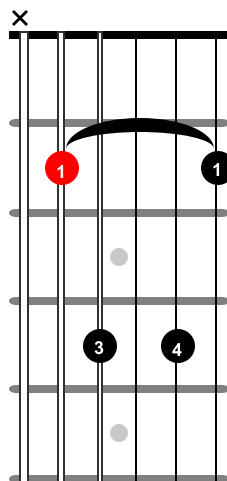
9th



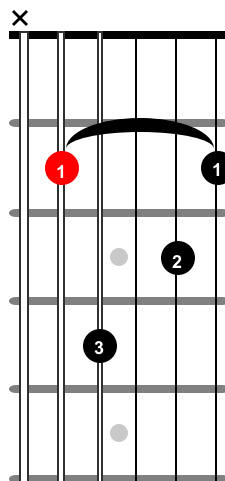
Major 7th



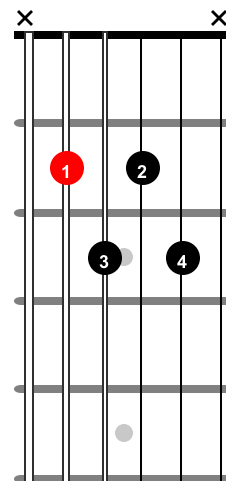
7th



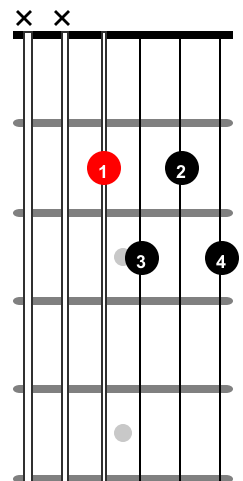
minor 7th



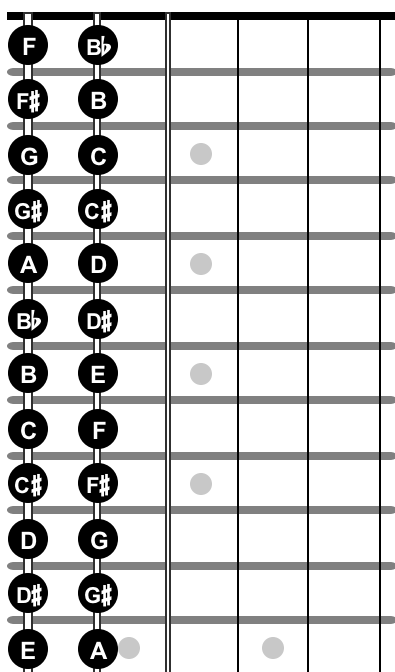
minor 7b5



Diminished



6th & 5th String ROOT Notes



What are MOVEABLE Chords?

One of the guitarist's most powerful tools is "moveable" chords. They are chord shapes that can be played anywhere on the neck, using the same fingering, to create chords in any key. Every shape you learn equates to 12 more chords you'll know.

Each moveable shape shown here has a "root" note on the 6th string or 5th string (the two thickest strings on your guitar). As you play these moveable shapes on the fretboard, the name of the root note determines the name of the chord.

To name your moveable chords, use the diagram to the left that shows you all of the notes on the 5th and 6th strings. For example, if you play the first Major 7th chord shape shown above with the root note on the 3rd fret of the 6th string, you are playing a G Major 7th chord.